

NERI

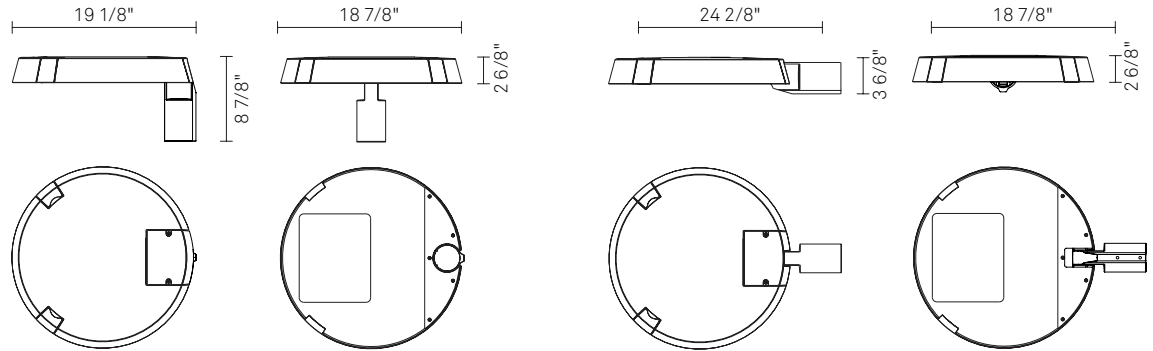
Project location:	
Project name:	
Model code #:	Date

Fixture type:	
Rev.	08/2024

Polis Lateral

Source	LED
Voltage	120-277V
Frequency	50/60Hz
EPA	2.00ft ²
Weight	19.40lb
Height	8 7/8" - 3 6/8"
Length	18 7/8"

Circular shaped lighting fixture for lateral and post top installation.
The Polis is ideally for illuminating urban streets, park, cycle paths or pedestrian walkways.



Compliance:
UL Standard 1598, UL8750

Mounting	Series	Optic system	CCT	Lumen output	Driver function	Screen
Post top	LUPOL01	Type I	2,700K	2,500	0-10V + NCL	Trasparent glass
Side mounting		Type II	3,000K	3,500	Manual dimming*	
		Type III	4,000K*	4,500		
		Type IV	Amber*	6,000		
		Type V		7,500		
				9,000		
				10,500		

SPECIFICATIONS:

Construction:

- Main body in Die-cast Aluminum.
- Internal reflector in PC.
- Shield in flat tempered glass with impact resistance IK09 (EN 62262).
- Integrated heat sink in die cast-aluminium.
- Gasket in EPDM between upper frame and screen.

Materials:

- Die-cast aluminium (UNI EN 1706).
- Steel sheet.
- Extra-clear transparent flat glass.
- Stainless steel screws.
- Polycarbonate (PC).

Finish:

- Powder coating.
- Standard colour: Neri Gray.

Mounting:

- Side or post top mounting on tubes from Ø 2 3/8", external diameter Ø 3".
- Bracket with a tilting system of 20° (5° step).
- Adjustable from 0° to +20° with post top configuration and from 0° to -20° with outreach configuration.
- Fixing by two grub screws M8 lock nuts with stainless steel.

Operation and maintenance:

- Opening-closing without tools.
- Periodic maintenance for the external cleaning of the structure and the screens from dust and smog and tightening control to the support.

TECHNICAL DATA:

Electrical:

- Voltage: 120-277V (universal).
- Rated power: from 16.8 W to 74.4 W.
- Frequency: 50/60Hz.
- Protection rating: IP66, IK09.
- Operating temp.: -40°F / +122°F.
- Electronic power supply with protection against short circuits, overheating and power surges with an estimated duration of 100,000 h.
- Terminal block for wires with max. section of 0.038 in².
- Power cable supplied.
- Standard surge protection 10kV.

Optical Features:

- LED Type: Lumileds Luxeon 5050
- Source efficiency LED: 164 lm/W @ Tj=25°C, 800 mA, 3000K.
- Source efficiency LED: 169 lm/W @ Tj=25°C, 800 mA, 4000K.
- Lumen output: from 2,500 to 10,500 lm.
- Color temperature: 2,700K or 3,000K - 4000K on request.
- Chromatic Rendering Index: > 70.
- Estimated life: 100,000 hours (L90 - Tq25°C).

DRIVER FUNCTION:

Description

0-10V + NCL

(Analogic control + Neri Constant Lumen)

Manual dimming*

(Analogic control)

* On request

NERI

STANDARD | TRASPARENT GLASS

Standard version is equipped with eight lighting distribution and seven lumen output choices. Light distributions available are symmetric and asymmetric (Types: I, II, III, IV, V); lumen outputs range from 2,500lm to 10,500lm.

* On demand

Project location: _____
 Project name: _____
 Model code #: _____ Date: _____

Fixture type: _____
 Rev. 08/2024

2700K

lm tot	W tot	lm/W
10500	77,6	135
9000	65,6	137
7500	56,3	133
6000	44,3	136
4500	33,5	134
3500	24,5	143
2500	17,5	143

3000K

lm tot	W tot	lm/W
10500	74,4	141
9000	63,0	143
7500	54,0	139
6000	42,5	141
4500	32,1	140
3500	23,5	149
2500	16,8	149

4000K*


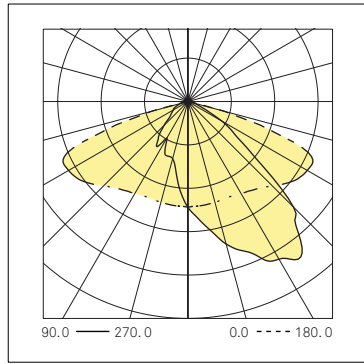
lm tot	W tot	lm/W
10500	71,0	148
9000	60,2	150
7500	51,6	145
6000	40,6	148
4500	30,6	147
3500	22,5	155
2500	16,1	155

Amber*

lm tot	W tot	lm/W
3,400	79	49


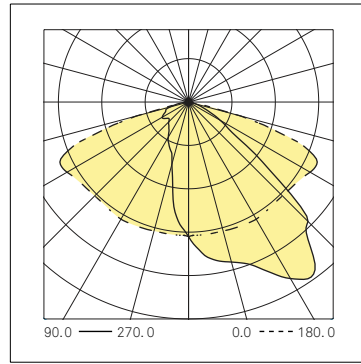
Type II - D

Distribution type: Asymmetric




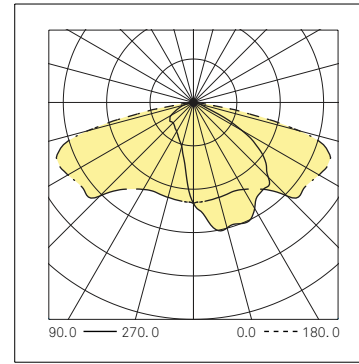
Type III - B

Distribution type: Asymmetric



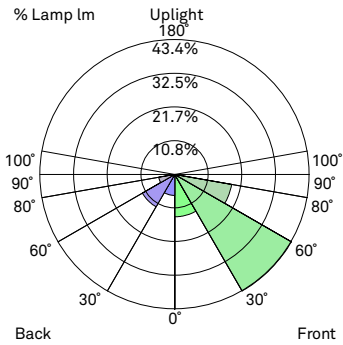

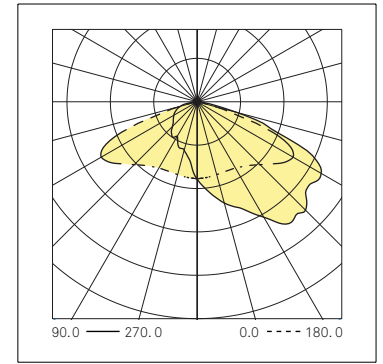
Type III - C

Distribution type: Asymmetric



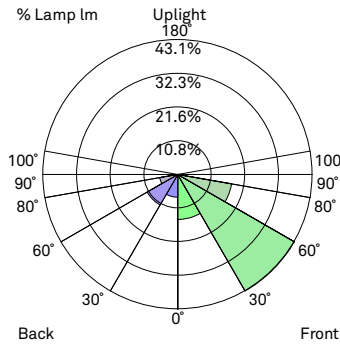
Type III - H

Distribution type: Asymmetric



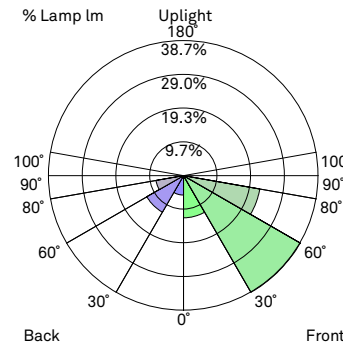
LCS Zone	Angles	% Lamp	% Lum
FL	0° - 30°	13.7	13.7
FM	30° - 60°	43.4	43.4
FH	60° - 80°	18.6	18.6
FVH	80° - 90°	0.2	0.2
BL	0° - 30°	6.8	6.8
BM	30° - 60°	12.0	12.0
BH	60° - 80°	5.2	5.2
BVH	80° - 90°	0.1	0.1
UL	90° - 100°	0.0	0.0
UH	100° - 180°	0.0	0.0
Totals		100.0	100.0

BUG: B2 U0 G2*



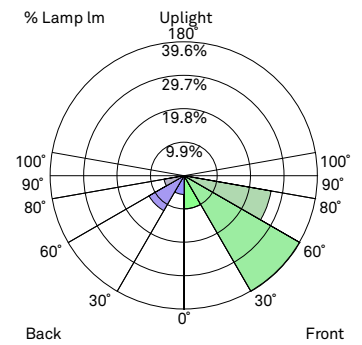
LCS Zone	Angles	% Lamp	% Lum
FL	0° - 30°	14.4	14.4
FM	30° - 60°	43.1	43.1
FH	60° - 80°	17.5	17.5
FVH	80° - 90°	0.2	0.2
BL	0° - 30°	7.3	7.3
BM	30° - 60°	11.3	11.3
BH	60° - 80°	5.8	5.8
BVH	80° - 90°	0.3	0.3
UL	90° - 100°	0.0	0.0
UH	100° - 180°	0.0	0.0
Totals		100.0	100.0

BUG: B2 U0 G2*



LCS Zone	Angles	% Lamp	% Lum
FL	0° - 30°	12.1	12.1
FM	30° - 60°	38.7	38.7
FH	60° - 80°	22.2	22.2
FVH	80° - 90°	0.9	0.9
BL	0° - 30°	5.6	5.6
BM	30° - 60°	12.1	12.1
BH	60° - 80°	8.0	8.0
BVH	80° - 90°	0.4	0.4
UL	90° - 100°	0.0	0.0
UH	100° - 180°	0.0	0.0
Totals		100.0	100.0

BUG: B3 U0 G3*



LCS Zone	Angles	% Lamp	% Lum
FL	0° - 30°	9.9	9.9
FM	30° - 60°	39.6	39.6
FH	60° - 80°	26.2	26.2
FVH	80° - 90°	0.5	0.5
BL	0° - 30°	5.6	5.6
BM	30° - 60°	12.0	12.0
BH	60° - 80°	6.0	6.0
BVH	80° - 90°	0.3	0.3
UL	90° - 100°	0.0	0.0
UH	100° - 180°	0.0	0.0
Totals		100.0	100.0

BUG: B2 U0 G2*

*This BUG classification is refers to max lumen output models. For a specific lumen output classification use supplied IES files.

NERI

STANDARD | TRASPARENT GLASS

Standard version is equipped with eight lighting distribution and seven lumen output choices. Light distributions available are symmetric and asymmetric (Types: I, II, III, IV, V); lumen outputs range from 2,500lm to 10,500lm.

* On demand

Project location: _____
 Project name: _____
 Model code #: _____ Date: _____

Fixture type: _____
 Rev. 08/2024

2700K		
lm tot	W tot	lm/W
10500	77,6	135
9000	65,6	137
7500	56,3	133
6000	44,3	136
4500	33,5	134
3500	24,5	143
2500	17,5	143

3000K		
lm tot	W tot	lm/W
10500	74,4	141
9000	63,0	143
7500	54,0	139
6000	42,5	141
4500	32,1	140
3500	23,5	149
2500	16,8	149

4000K*		
lm tot	W tot	lm/W
10500	71,0	148
9000	60,2	150
7500	51,6	145
6000	40,6	148
4500	30,6	147
3500	22,5	155
2500	16,1	155

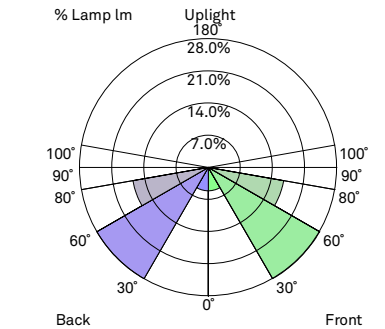
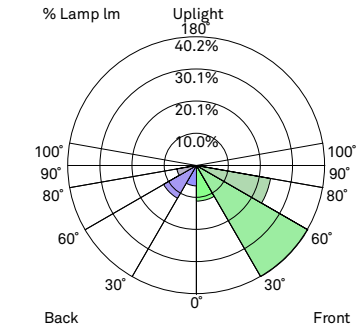
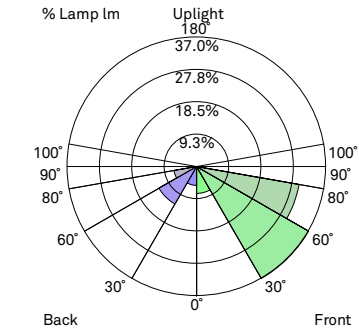
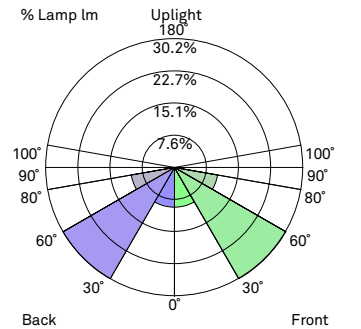



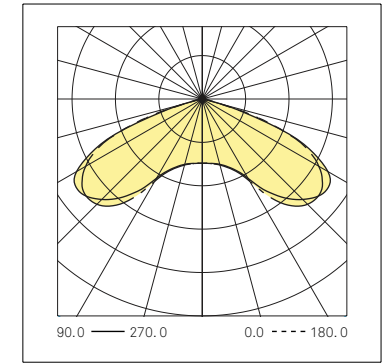
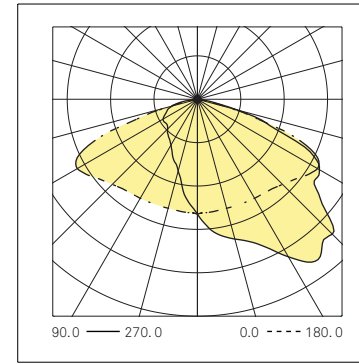
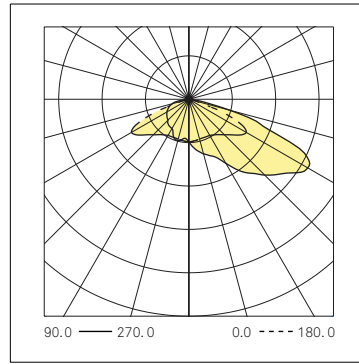
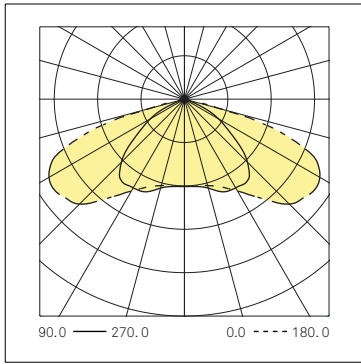
Amber*		
lm tot	W tot	lm/W
3,400	79	49

Type I - A
 Distribution type: Asymmetric

Type IV - A
 Distribution type: Forward throw

Type IV - C
 Distribution type: Forward throw

Type V - A
 Distribution type: Rotosymmetric



LCS Zone	Angles	% Lamp	% Lum
FL	0° - 30°	9.4	9.4
FM	30° - 60°	30.2	30.2
FH	60° - 80°	10.3	10.3
FVH	80° - 90°	0.1	0.1
BL	0° - 30°	9.4	9.4
BM	30° - 60°	30.2	30.2
BH	60° - 80°	10.3	10.3
BVH	80° - 90°	0.1	0.1
UL	90° - 100°	0.0	0.0
UH	100° - 180°	0.0	0.0
Totals		100.0	100.0

BUG: B3 U0 G3*

LCS Zone	Angles	% Lamp	% Lum
FL	0° - 30°	7.7	7.7
FM	30° - 60°	37.0	37.0
FH	60° - 80°	29.8	29.8
FVH	80° - 90°	0.7	0.7
BL	0° - 30°	5.4	5.4
BM	30° - 60°	12.4	12.4
BH	60° - 80°	6.6	6.6
BVH	80° - 90°	0.4	0.4
UL	90° - 100°	0.0	0.0
UH	100° - 180°	0.0	0.0
Totals		100.0	100.0

BUG: B2 U0 G2*

LCS Zone	Angles	% Lamp	% Lum
FL	0° - 30°	11.2	11.2
FM	30° - 60°	40.2	40.2
FH	60° - 80°	23.5	23.5
FVH	80° - 90°	0.4	0.4
BL	0° - 30°	6.4	6.4
BM	30° - 60°	11.8	11.8
BH	60° - 80°	6.2	6.2
BVH	80° - 90°	0.3	0.3
UL	90° - 100°	0.0	0.0
UH	100° - 180°	0.0	0.0
Totals		100.0	100.0

BUG: B2 U0 G2*

LCS Zone	Angles	% Lamp	% Lum
FL	0° - 30°	5.1	5.1
FM	30° - 60°	28.0	28.0
FH	60° - 80°	16.7	16.7
FVH	80° - 90°	0.2	0.2
BL	0° - 30°	5.1	5.1
BM	30° - 60°	28.0	28.0
BH	60° - 80°	16.7	16.7
BVH	80° - 90°	0.2	0.2
UL	90° - 100°	0.0	0.0
UH	100° - 180°	0.0	0.0
Totals		100.0	100.0

BUG: B3 U0 G2*

*This BUG classification is refers to max lumen output models. For a specific lumen output classification use supplied IES files.