

DESCRIPTION

Product benefits

- LED Current < 400 mA
- Shield in extra-clear and prismatic tempered glass
- Ease installation and maintenance
- Wide range of optical lighting distributions (on request)
- Visual Comfort
- Main body in die-cast aluminum

Compliance

- ENEC safety mark.
- In compliance with EN 60598-1; EN 60598-2-3; EN 62031; EN 55015 EMC; EN 61547 EMC; EN 61000-3-2/3; IEC/TR 62778.



Mechanical information

Height	Width	Length	Weight	IP	IK	Area exposed to wind
400 mm	375 mm	375 mm	8.1 Kg	66	10	0,07 m <sup>2</sup>

Electrical characteristics

Voltage	Frequency	Cos	Insulation class	Operative Temp.
220-240V	50/60 Hz	> 0.95	CL II	35°C / +40°C

- Classe I of insulation (on request).

Fixing

- Suitable for suspended mounting.
- Threaded connection G 3/4".

Materials

- Die-cast aluminum (UNI EN 1706).
- Extra-clear and prismatic tempered flat glass,
- Stainless steel fasteners.

Structure – Main components

- Upper frame shaped bell in aluminum with threaded connection G 3/4".
- Lower skirt frame, hinged opening for access to the auxiliary and optical compartment.
- White internal reflector.
- Shield in flat tempered glass with impact resistance IK10 (EN 62262) and prismatic IK07 (EN 62262)
- Osmotic valve for balance internal/external pressure.
- Dedicated space for any remote control systems.

Electrical auxiliaries

- Electronic power supply with protection against short circuits, overheating and power surges with an estimated B10 duration of 100,000 h.
- Automatic disconnecter when opening.
- Terminal block for wires with max. section of 2.5mm<sup>2</sup>.
- Input power cable with PG16 cable gland (Ø 10-14mm).
- Standard surge protection for differential/common mode 6kV/10kV (CL I, CL II).

Operations and maintenance

- Periodic maintenance for the external cleaning of the structure and the screens from dust and smog and tightening control to the support - refer to the product's installation and maintenance manual.
- It is the installer's responsibility to ensure correct installation and electrical connection in accordance with the applicable standards.

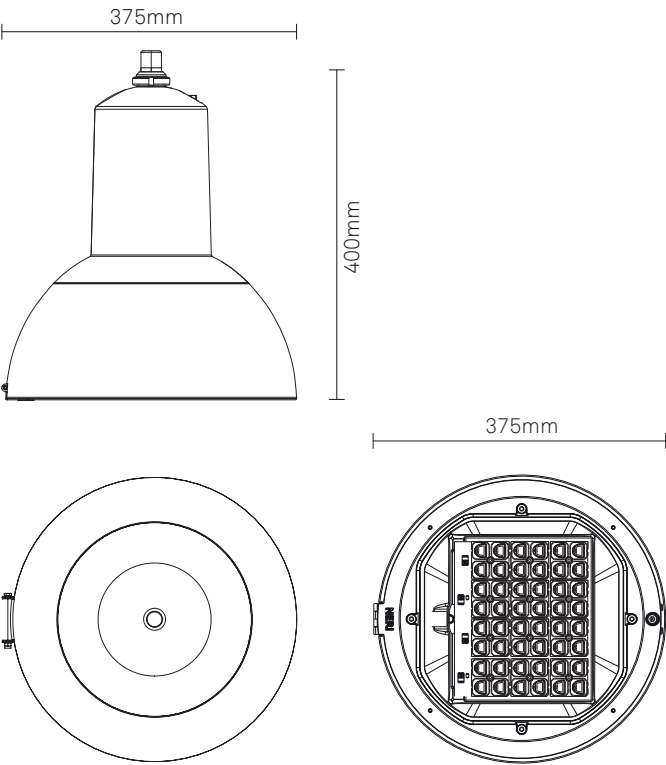
Painting

- Standard colour: Neri Gray, on the upper part.
- Standard colour: White matt RAL 9010, on the lower part.
- Paint system (see specific technical sheet).

Accessories (on request)

- Suspension System for installation on tightened cable (Cod. 4006.332V).
- SPD 10kV DM/CM.

DRAWINGS



DESCRIPTION

Optic configuration - Transparent screen

Lighting distribution	Distribution type	LOR*	ULOR
Type II - D	Asymmetric	100%	0%
Type III - B	Asymmetric	100%	0%
Type III - C	Asymmetric	100%	0%
Type III - H	Asymmetric	100%	0%

- \* optical efficiency of the device due to physical shielding.  
- Modular (2 X 2) refractive lens in PMMA.  
- Maximum luminous intensity class  $\gamma \geq 90^\circ$ : < 0.49 cd/klm.  
- Wide range of optical lighting distributions (on request).  
- Internal reflector for luminous flux recovery and glare reduction.

Luminous Flux - 3000K

System**			LED Module			
lm	W	lm/W	n.LED	mA	W	lm/W
1500	10.9	138	16	2 x 93	7.9	190
2500	17.2	145	16	2 x 157	13.6	184
3500	23.4	149	16	2 x 225	19.7	178
4500	29.8	151	16	2 x 295	26.1	172
6000	38.3	157	24	2 x 259	34.3	175
7500	50.0	150	24	2 x 331	44.2	170
9000	58.2	155	32	2 x 295	52.2	172
10500	68.9	152	32	2 x 349	62.4	168
12000	76.2	157	48	2 x 259	68.5	175

Luminous Flux - 4000K

System**			LED Module			
lm	W	lm/W	n.LED	mA	W	lm/W
1500	10.5	143	16	2 x 89	7.6	198
2500	16.6	151	16	2 x 151	13.0	193
3500	22.5	155	16	2 x 215	18.7	187
4500	28.6	157	16	2 x 281	24.9	181
6000	36.5	164	24	2 x 248	32.6	184
7500	47.8	157	24	2 x 315	42.1	178
9000	55.7	162	32	2 x 281	49.7	181
10500	65.7	160	32	2 x 333	59.4	177
12000	72.9	165	48	2 x 248	65.3	184

- \*\* The energetic values in the table are referred to the LED + Power supply.  
- CCT 2200K and 2700K on demand.  
- LED type: Lumileds Luxeon 5050  
Source efficiency LED: 164 lm/W @ Tj=25°C, 800 mA, 3000K  
Source efficiency LED: 169 lm/W @ Tj=25°C, 800 mA, 4000K  
- Life time specification for gradual light output degradation (EN 62722-2-1, LM80 data) 100,000h L90B10 (Tq = 25°C)  
- Colour Rendering Index:  $\geq 70$   
- Angular color uniformity  $\Delta u'v' \leq 0.003$   
- Photobiological risk: (IEC/TR 62778): RG1 Unlimited

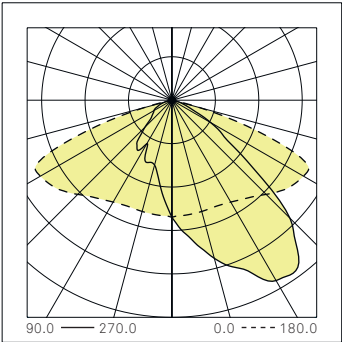
Driver

Driver functions
1-10V + NCL (Analogic control + Neri Constant Lumen)
DALI + NCL (Digital control + Neri Constant Lumen)
NVL6H + NCL (Autodimming -30% x 6h + Neri Constant Lumen)

POLAR DIAGRAMS

Type II - D

Luminous intensity class	G*4
--------------------------	-----

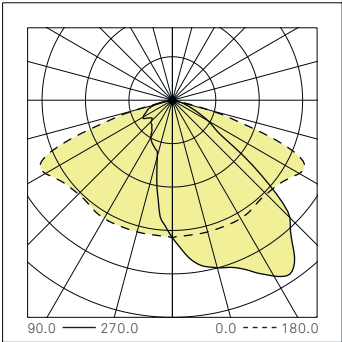


CIE flux code				
N.1	N.2	N.3	N.4	N.5
39	75	97	100	100



Type III - B

Luminous intensity class	G*4
--------------------------	-----

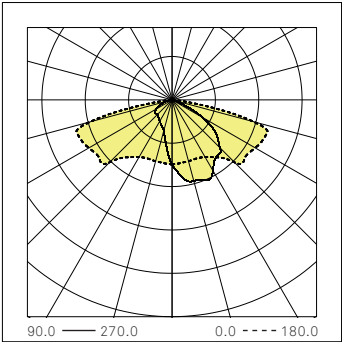


CIE flux code				
N.1	N.2	N.3	N.4	N.5
40	75	97	100	100



Type III - C

Classe Intensità Luminosa	G*2
---------------------------	-----

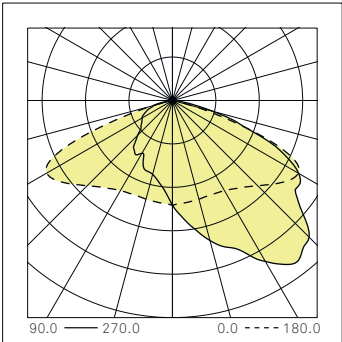


Codici di flusso CIE				
N.1	N.2	N.3	N.4	N.5
33	68	94	100	100



Type III - H

Classe Intensità Luminosa	G*4
---------------------------	-----



Codici di flusso CIE				
N.1	N.2	N.3	N.4	N.5
33	69	96	100	100



DESCRIPTION

Optic configuration - Transparent screen

Lighting distribution	Distribution type	LOR*	ULOR
Type I - A	Asymmetric	100%	0%
Type IV - A	Forward throw	100%	0%
Type IV - C	Forward throw	100%	0%
Type V - A	Rotosymmetric	100%	0%

\* optical efficiency of the device due to physical shielding.  
- Modular (2 X 2) refractive lens in PMMA.  
- Maximum luminous intensity class  $\gamma \geq 90^\circ$ :  $< 0.49 \text{ cd/klm}$ .  
- Wide range of optical lighting distributions (on request).  
- Internal reflector for luminous flux recovery and glare reduction.

Luminous Flux - 3000K

System**		LED Module				
lm	W	lm/W	n.LED	mA	W	lm/W
1500	10.9	138	16	2 x 93	7.9	190
2500	17.2	145	16	2 x 157	13.6	184
3500	23.4	149	16	2 x 225	19.7	178
4500	29.8	151	16	2 x 295	26.1	172
6000	38.3	157	24	2 x 259	34.3	175
7500	50.0	150	24	2 x 331	44.2	170
9000	58.2	155	32	2 x 295	52.2	172
10500	68.9	152	32	2 x 349	62.4	168
12000	76.2	157	48	2 x 259	68.5	175

Luminous Flux - 4000K

System**		LED Module				
lm	W	lm/W	n.LED	mA	W	lm/W
1500	10.5	143	16	2 x 89	7.6	198
2500	16.6	151	16	2 x 151	13.0	193
3500	22.5	155	16	2 x 215	18.7	187
4500	28.6	157	16	2 x 281	24.9	181
6000	36.5	164	24	2 x 248	32.6	184
7500	47.8	157	24	2 x 315	42.1	178
9000	55.7	162	32	2 x 281	49.7	181
10500	65.7	160	32	2 x 333	59.4	177
12000	72.9	165	48	2 x 248	65.3	184

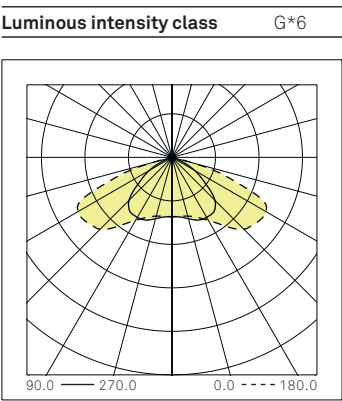
\*\* The energetic values in the table are referred to the LED + Power supply.  
- CCT 2200K and 2700K on demand.  
- LED type: Lumileds Luxeon 5050  
Source efficiency LED: 164 lm/W @ Tj=25°C, 800 mA, 3000K  
Source efficiency LED: 169 lm/W @ Tj=25°C, 800 mA, 4000K  
- Life time specification for gradual light output degradation (EN 62722-2-1, LM80 data) 100,000h L90B10 (Tq = 25°C)  
- Colour Rendering Index:  $\geq 70$   
- Angular color uniformity  $\Delta u'v' \leq 0.003$   
- Photobiological risk: (IEC/TR 62778): RG1 Unlimited

Driver

Driver functions
1-10V + NCL (Analogic control + Neri Constant Lumen)
DALI + NCL (Digital control + Neri Constant Lumen)
NVL6H + NCL (Autodimming -30% x 6h + Neri Constant Lumen)

POLAR DIAGRAMS

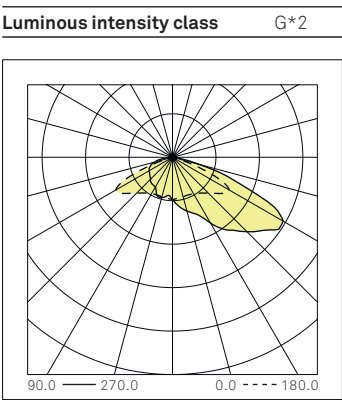
Type I - A



CIE flux code				
N.1	N.2	N.3	N.4	N.5
38	79	99	100	100



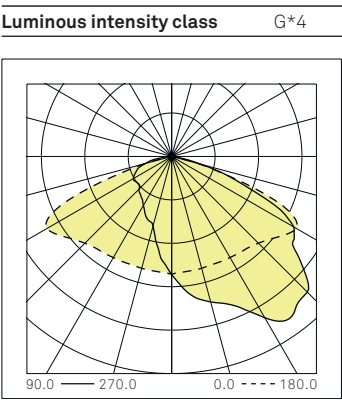
Type IV - A



CIE flux code				
N.1	N.2	N.3	N.4	N.5
27	63	94	100	100



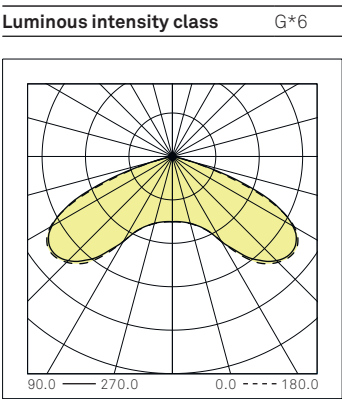
Type IV - C



CIE flux code				
N.1	N.2	N.3	N.4	N.5
34	69	96	100	100



Type V - A



CIE flux code				
N.1	N.2	N.3	N.4	N.5
25	66	96	100	100



## DESCRIPTION

## Optic configuration - Prismatic screen

Lighting distribution	Distribution type	LOR*	ULOR
Type II - D	Asymmetric	100%	0%
Type III - B	Asymmetric	100%	0%
Type III - C	Asymmetric	100%	0%
Type III - H	Asymmetric	100%	0%

- \* optical efficiency of the device due to physical shielding.  
- Modular (2 X 2) refractive lens in PMMA.  
- Maximum luminous intensity class  $\gamma \geq 90^\circ$ :  $< 0.49 \text{ cd/klm}$ .  
- Wide range of optical lighting distributions (on request).  
- Internal reflector for luminous flux recovery and glare reduction.

## Luminous Flux - 3000K

System**			LED Module			
lm	W	lm/W	n.LED	mA	W	lm/W
1500	10.9	137	16	2 x 94	8.0	188
2500	17.3	144	16	2 x 159	13.7	183
3500	23.6	148	16	2 x 226	19.8	177
4500	30.0	150	16	2 x 297	26.3	171
6000	38.5	156	24	2 x 261	34.5	174
7500	50.4	149	24	2 x 333	44.6	168
9000	58.6	153	32	2 x 297	52.6	171
10500	69.4	151	32	2 x 351	62.9	167
12000	76.7	156	48	2 x 261	69.0	174

## Luminous Flux - 4000K

System**			LED Module			
lm	W	lm/W	n.LED	mA	W	lm/W
1500	10.5	143	16	2 x 90	7.6	197
2500	16.7	150	16	2 x 152	13.1	191
3500	22.7	155	16	2 x 216	18.9	185
4500	28.8	156	16	2 x 283	25.1	180
6000	36.8	163	24	2 x 249	32.9	182
7500	48.2	156	24	2 x 318	42.4	177
9000	56.0	161	32	2 x 283	50.1	180
10500	66.1	159	32	2 x 335	59.8	175
12000	73.4	164	48	2 x 249	65.8	182

- \*\* The energetic values in the table are referred to the LED + Power supply.  
- CCT 2200K and 2700K on demand.  
- LED type: Lumileds Luxeon 5050  
Source efficiency LED: 164 lm/W @  $T_j=25^\circ\text{C}$ , 800 mA, 3000K  
Source efficiency LED: 169 lm/W @  $T_j=25^\circ\text{C}$ , 800 mA, 4000K  
- Life time specification for gradual light output degradation (EN 62722-2-1, LM80 data) 100,000h L90B10 ( $T_q = 25^\circ\text{C}$ )  
- Colour Rendering Index:  $\geq 70$   
- Angular color uniformity  $\Delta u'v' \leq 0.003$   
- Photobiological risk: (IEC/TR 62778): RG1 Unlimited

## Driver

## Driver functions

1-10V + NCL (Analogic control + Neri Constant Lumen)

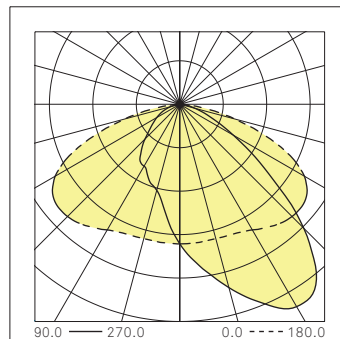
DALI + NCL (Digital control + Neri Constant Lumen)

NVL6H + NCL (Autodimming -30% x 6h + Neri Constant Lumen)

## POLAR DIAGRAMS

## Type II - D

Luminous intensity class G\*6

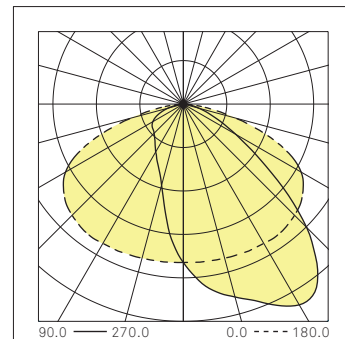


## CIE flux code

N.1 N.2 N.3 N.4 N.5  
42 77 96 100 100

## Type III - B

Luminous intensity class G\*6

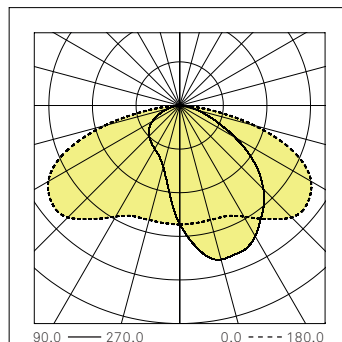


## CIE flux code

N.1 N.2 N.3 N.4 N.5  
43 78 96 100 100

## Type III - C

Classe Intensità Luminosa G\*6

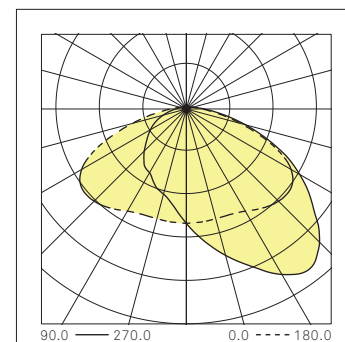


## Codici di flusso CIE

N.1 N.2 N.3 N.4 N.5  
37 73 95 100 100

## Type III - H

Classe Intensità Luminosa G\*6



## Codici di flusso CIE

N.1 N.2 N.3 N.4 N.5  
37 73 95 100 100

DESCRIPTION

Optic configuration - Prismatic screen

Lighting distribution	Distribution type	LOR*	ULOR
Type I - A	Asymmetric	100%	0%
Type IV - A	Forward throw	100%	0%
Type IV - C	Forward throw	100%	0%
Type V - A	Rotosymmetric	100%	0%

\* optical efficiency of the device due to physical shielding.  
- Modular (2 X 2) refractive lens in PMMA.  
- Maximum luminous intensity class  $\gamma \geq 90^\circ$ :  $< 0.49$  cd/klm.  
- Wide range of optical lighting distributions (on request).  
- Internal reflector for luminous flux recovery and glare reduction.

Luminous Flux - 3000K

System**			LED Module			
lm	W	lm/W	n.LED	mA	W	lm/W
1500	10.9	137	16	2 x 94	8.0	188
2500	17.3	144	16	2 x 159	13.7	183
3500	23.6	148	16	2 x 226	19.8	177
4500	30.0	150	16	2 x 297	26.3	171
6000	38.5	156	24	2 x 261	34.5	174
7500	50.4	149	24	2 x 333	44.6	168
9000	58.6	153	32	2 x 297	52.6	171
10500	69.4	151	32	2 x 351	62.9	167
12000	76.7	156	48	2 x 261	69.0	174

Luminous Flux - 4000K

System**			LED Module			
lm	W	lm/W	n.LED	mA	W	lm/W
1500	10.5	143	16	2 x 90	7.6	197
2500	16.7	150	16	2 x 152	13.1	191
3500	22.7	155	16	2 x 216	18.9	185
4500	28.8	156	16	2 x 283	25.1	180
6000	36.8	163	24	2 x 249	32.9	182
7500	48.2	156	24	2 x 318	42.4	177
9000	56.0	161	32	2 x 283	50.1	180
10500	66.1	159	32	2 x 335	59.8	175
12000	73.4	164	48	2 x 249	65.8	182

\*\* The energetic values in the table are referred to the LED + Power supply.  
- CCT 2200K and 2700K on demand.  
- LED type: Lumileds Luxeon 5050  
Source efficiency LED: 164 lm/W @ Tj=25°C, 800 mA, 3000K  
Source efficiency LED: 169 lm/W @ Tj=25°C, 800 mA, 4000K  
- Life time specification for gradual light output degradation (EN 62722-2-1, LM80 data) 100,000h L90B10 (Tq = 25°C)  
- Colour Rendering Index:  $\geq 70$   
- Angular color uniformity  $\Delta u'v' \leq 0.003$   
- Photobiological risk: (IEC/TR 62778): RG1 Unlimited

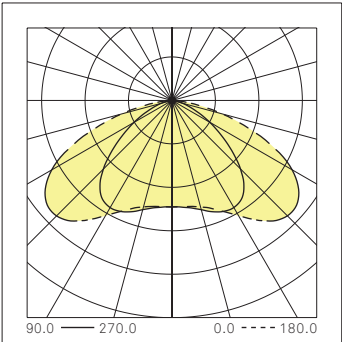
Driver

Driver functions
1-10V + NCL (Analogic control + Neri Constant Lumen)
DALI + NCL (Digital control + Neri Constant Lumen)
NVL6H + NCL (Autodimming -30% x 6h + Neri Constant Lumen)

POLAR DIAGRAMS

Type I - A

Luminous intensity class	G*6
--------------------------	-----

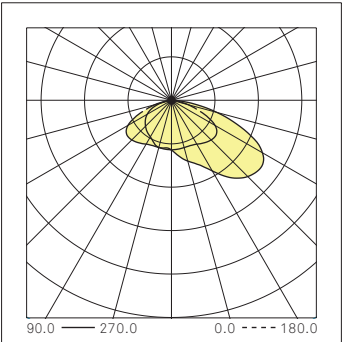


CIE flux code				
N.1	N.2	N.3	N.4	N.5
41	79	97	100	100



Type IV - A

Luminous intensity class	G*6
--------------------------	-----

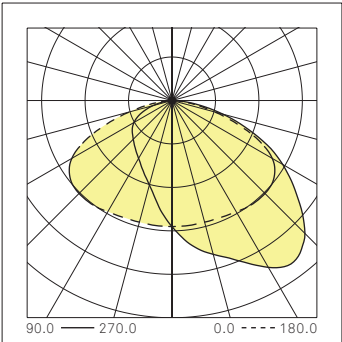


CIE flux code				
N.1	N.2	N.3	N.4	N.5
31	68	94	100	100



Type IV - C

Luminous intensity class	G*6
--------------------------	-----

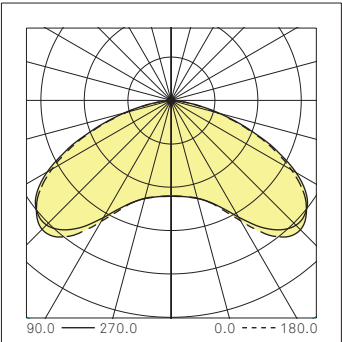


CIE flux code				
N.1	N.2	N.3	N.4	N.5
37	73	95	100	100



Type V - A

Luminous intensity class	G*6
--------------------------	-----



CIE flux code				
N.1	N.2	N.3	N.4	N.5
30	70	95	100	100

